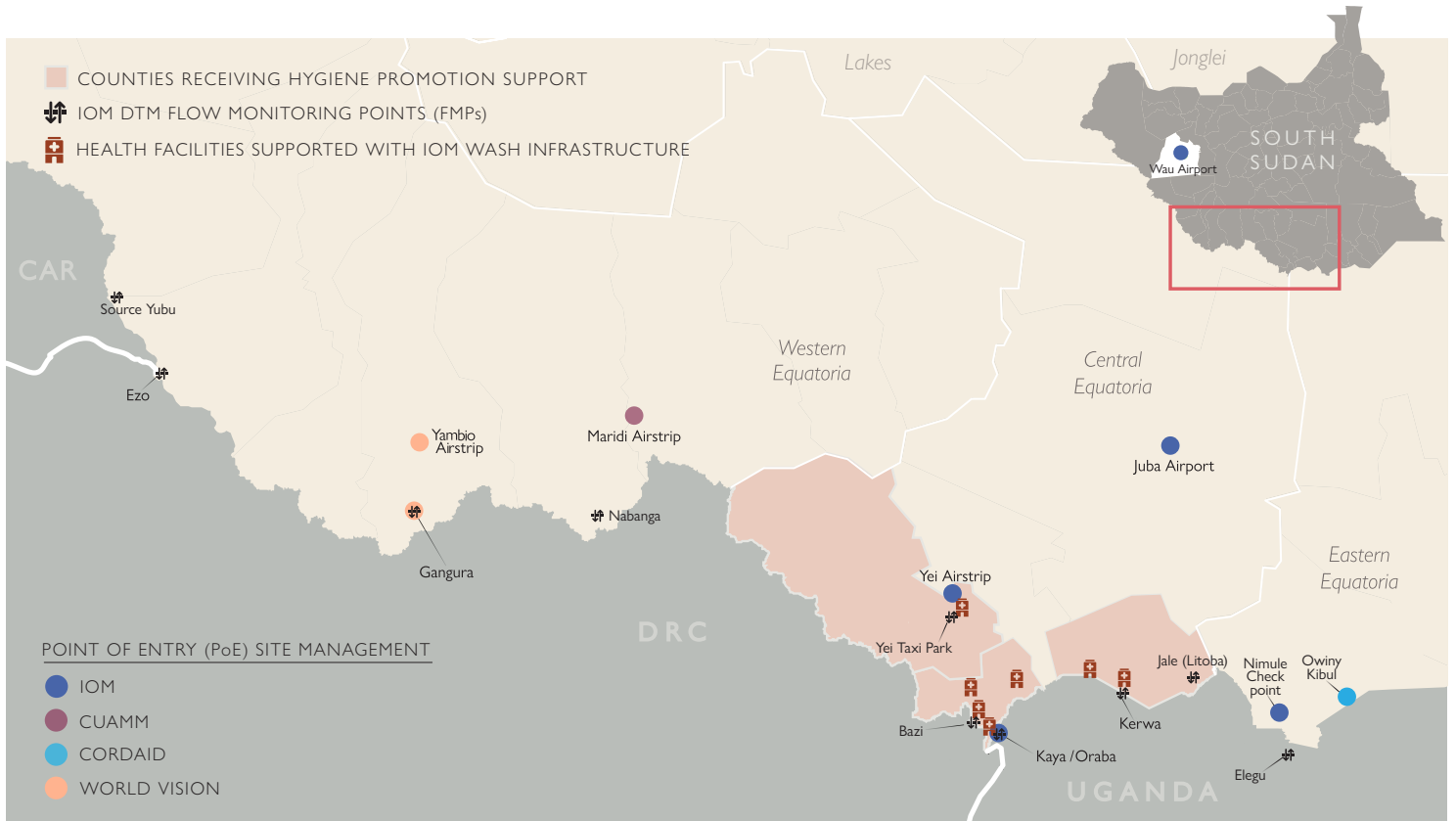




# IOM SOUTH SUDAN

## WEEKLY EBOLA VIRUS DISEASE PREPAREDNESS UPDATE



### INDIVIDUALS SCREENED THIS WEEK PER LOCATION & CUMULATIVE SCREENINGS PER LOCATION

| Location        | Individuals Screened This Week | Cumulative Screenings |
|-----------------|--------------------------------|-----------------------|
| Bazi            | 0                              | 102,078               |
| Kaya            | 60                             | 333,567               |
| Kerwa           | 0                              | 131,111               |
| Khor Kaya       | 0                              | 175,883               |
| Salia Musala    | 0                              | 194,066               |
| Yei Airstrip    | 95                             | 3,561                 |
| Nimule          | 1,888                          | 548,904               |
| Wau             | 352                            | 4,609                 |
| Nimule Airstrip | 0                              | 556                   |
| Juba            | 2,118                          | 80,527                |

**INDIVIDUALS SCREENED THIS WEEK: 4,513**

### ORIGIN OF ENTRANTS

| Country and Locations of Origin | Number of Individuals Surveyed This Week | Trends Compared to Previous Week |
|---------------------------------|--|----------------------------------|
| DRC Ituri                       | 782                                      | 48.8% ↑                          |
| DRC Haut-Uele                   | 202                                      | 12.6% ↑                          |
| UGA Other                       | 132                                      | 8.2% ↓                           |
| UGA Yumbe                       | 88                                       | 5.5% ↑                           |
| UGA Kampala                     | 81                                       | 5.1% ↓                           |
| KEN Uasin Gishu                 | 69                                       | 4.3% ↓                           |
| KEN Mombasa                     | 55                                       | 3.4% ↓                           |
| CAR Haut-Mbomou                 | 40                                       | 2.5% =                           |
| UGA Tororo                      | 28                                       | 1.7% ↑                           |
| KEN Kisumu                      | 22                                       | 1.4% ↓                           |
| UGA Arua                        | 22                                       | 1.4% ↑                           |
| KEN Nairobi                     | 21                                       | 1.3% ↓                           |
| UGA Koboko                      | 20                                       | 1.2% ↓                           |
| UGA Moyo                        | 20                                       | 1.2% ↓                           |
| OTHER Other                     | 19                                       | 1.2% ↓                           |

Operational factors, including delayed submission by some FMPs, may affect trends on a week-by-week basis. The trend arrows in the DTM figure refer to the share of respondents from each FMP (as opposed to the absolute numbers) Figures with: ↑ indicate upward trend, ↓ indicate downward trend, = indicate no change. For a more detailed breakdown, contact southsudanDTM@iom.int.

During this reporting week, a total of 1,601 entrants were surveyed. Of these, 65.0% were South Sudanese nationals; 16.2% were from Uganda; 8.3% from Kenya; 5.5% were from DRC; 1.4% were from Eritrea; 1.1% were from CAR and a further 2.4% were from other countries. Entrants' origin information is self-reported.

### WEEKLY OVERVIEW

Despite the recent outbreak of Ebola detected in DRC, IOM is proceeding with scaling down of EVD activities by the end of June, as per guidance from the National Task Force. To that end, IOM held the official handover ceremony of the two PoE sites (Yei Airstrip, Kaya) to the Yei County Health Department on 22 June. IOM will continue to support the operations remotely until 30 June.

- During this reporting week, DTM continued operating 10 Flow Monitoring Points surveying travelers at selected border points and transit hubs with Uganda, DRC and CAR
- IOM continued to support IPC/WASH activities at 4 PoEs (Kaya, Yei Airstrip, Nimule ground crossing and Juba International Airport) out of 5 PoEs (Yei Airstrip, Kaya, Wau Airstrip, Nimule ground crossing, and Juba International Airport). The team continued to provide WASH/IPC support and risk communication within the communities in Attende, Gimunu, Marakonye and Yei town around the SSRRC as well as in seven health facilities (Yei state hospital, Kaya PHCC, Rhodoba PHCU, Panyume PHCC, Kerwa PHCC, Khorijho PHCU and Morobo PHCC)
- IOM continued with active screening in 5 supported PoEs, namely: Yei airstrip, Kaya border, Nimule border, Wau Airstrip and Juba International Airport

**SUSPECTED / CONFIRMED EVD CASES: 0**

**HEALTH FACILITIES SUPPORTED THROUGH WASH ASSISTANCE THIS WEEK: 7**

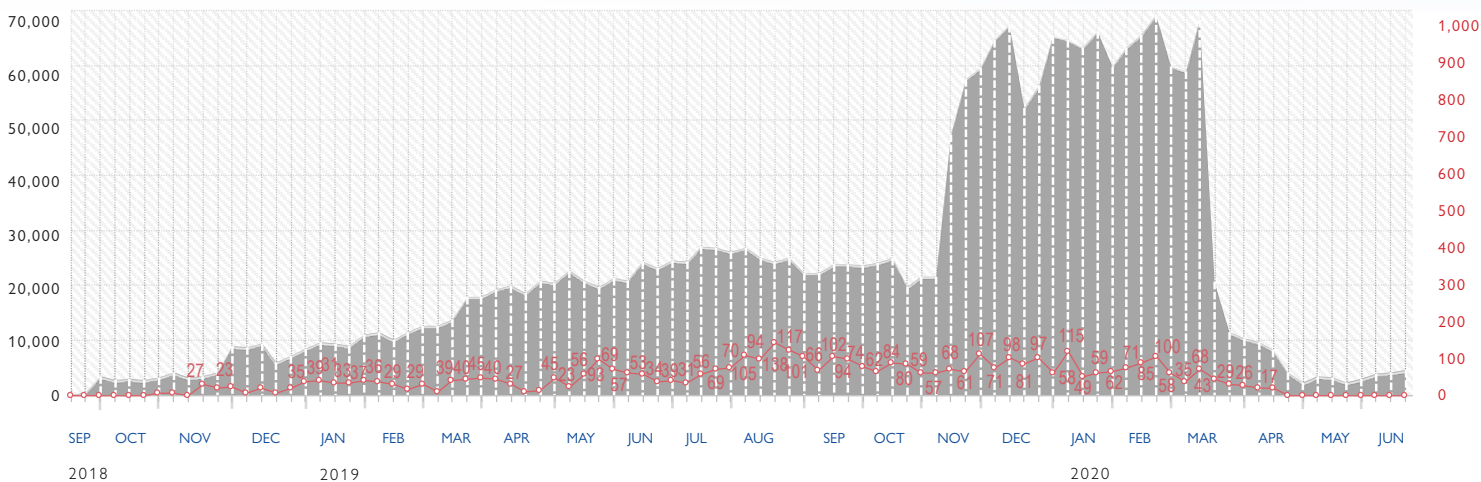
**INDIVIDUALS REACHED WITH HYGIENE PROMOTION TO DATE: 438,570**



### WEEKLY SCREENING

TOTAL INDIVIDUALS SCREENED FOR EVD SINCE SEPTEMBER 2018

CASES OF NON-EVD FEVER (VALUES INDICATED FOR WEEKS WITH 20+ CASES)



### HEALTH UPDATES

IOM continued with EVD prevention and preparedness activities in the 5 PoEs in Morobo County, Yei County, Nimule Payam, Juba County and Wau County. In week twenty-six, 4,513 inbound travelers were screened bringing the cumulative number of travelers screened to 2,308,123. There was no traveler who underwent secondary screening during this reporting week.

### DTM UPDATES

All FMPs submitted data on time for the weekly update. Based on data submitted by Monday 29 June, 1,601 individuals were surveyed in groups on arrival to South Sudan during the reporting period. The main regions of departure were Ituri (48.8% of respondents) and Haut-Uele (12.6%) in DRC, while the main reported counties of destination were Morobo (47.7%) and Juba (22.9%). Most respondents reported South Sudanese nationality (65.0%), followed by Ugandan (16.2%).

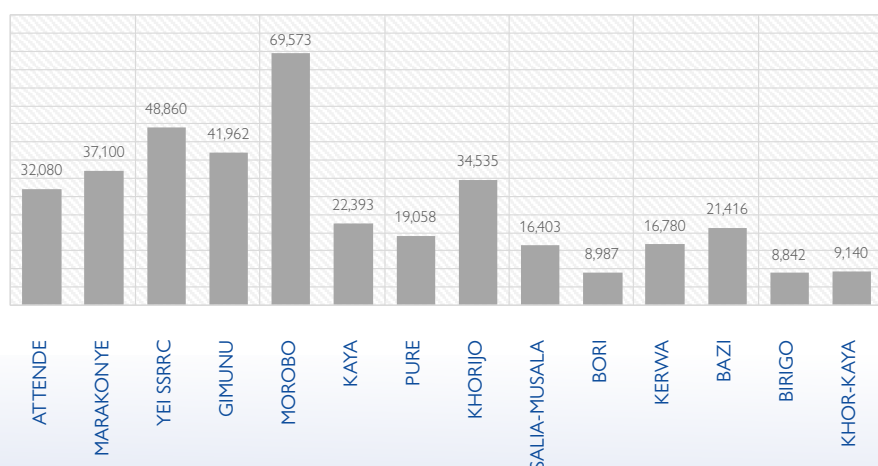
### WASH UPDATES

During the reporting week, IOM continued with EVD awareness and hygiene promotion activities to the communities in and around 5 locations (Attende, Marakonye, Yei SSRRC, Gimunu, Kaya) Hygiene promotion sessions were held at water points, markets and households, reaching approximately 6,100 individuals (1,683 men, 1,404 women, 1184 boys, 1,829 girls) during this reporting week.



IOM screener screening a passenger at Wau main Airstrip on 24 June © IOM 2020 / Ocaya Peter OYET

### INDIVIDUALS REACHED WITH HYGIENE PROMOTION ACTIVITIES



Total number of participants of EVD hygiene promotion activities since October 2018

### SECURITY CHALLENGES & COORDINATION NOTES

- IOM continued to actively participate in the various EVD/COVID-19 meetings, including the National Task force (NTF), COVID-19 National Steering committee meetings, Technical Working Groups (TWGs), and State Task Forces (STFs)
- IOM also participated in other weekly state and county coordination meetings with OCHA, partners, and other stakeholders
- IOM completed the scaling down and handing over of EVD PoE screening sites to the CHD in Yei. The handover ceremony was conducted at the Yei airstrip on June 25th 2020. The POE closed and handed over are Kaya and Yei airstrip. The three remaining POEs will be conducted screening for COVID-19 ie (JIA, Nimule Checkpoint and Wau Movcon)